

KEY TO THE SUBGENERA AND SPECIES OF *TRIPTEROIDES*
ADULTS


Characters: Wing with vein 1A reaching margin well beyond base of crossvein mcu; prespiracular setae present; proboscis usually longer than abdomen

1. Anterior surface of femora entirely dark
2. Abdominal terga dark with pale lateral border, without lateral silvery spots or bands

1. Anterior surface of one or all femora with pale spots
2. Abdominal terga with lateral silvery spots or bands



Subgenus *Rachionotomyia*



Subgenus *Tripteroides*

└─▶ To PLATE 2

└─▶ To PLATE 3

PLATE 2

From PLATE 1: Anterior surface of femora entirely dark; abdominal terga dark with pale lateral border, without lateral silvery spots or bands

1. Decumbent scales of vertex with predominantly brilliant blue reflections
2. Clypeus bare or with few pale scales anteriorly

1. Decumbent scales of vertex without blue or metallic silvery reflections
2. Clypeus covered with broad white scales

No specimens available



Tp. (Rah.) affinis

Abdominal terga with conspicuous lateral pale patches; lateral pale markings of abdomen triangular, dorsolateral margins jagged

Abdominal terga with more or less uniform lateral pale borders; lateral pale markings of abdomen linear, dorsolateral margins relatively straight



Tp. (Rah.) serratus

*Tp. (Rah.) aranoi*des^a, *Tp. (Rah.) tenax*,
Tp. unassociated species 1, and
*Tp. (Rah.) aranoi*des species 2^b

^a*Tripteroides aranoi*des has dark grayish scales on the postpronotum.

^b*Tripteroides aranoi*des species 2 has nearly white scales on the postpronotum extending around the anterior margin of the scutum.

PLATE 3

From PLATE 1: Anterior surface of one or all femora with pale spots; abdominal terga with lateral silvery spots and bands

Antepronotum with broad silvery or blue scales

Antepronotum with narrow or broad brown scales



➤ To PLATE 4

1. Antepronotum with broad silvery scales
2. Decumbent scales of vertex with large median patch of blue or metallic silvery scales
3. Abdominal terga with lateral silvery spots extending onto dorsum, forming apical pale bands

1. Antepronotum with iridescent or broad deep blue scales
2. Decumbent scales of vertex without median patch of blue or metallic silvery scales
3. Abdominal terga with lateral silvery spots no extending onto dorsum




Tp. (Trp.) similis

Tp. (Trp.) hybridus

From PLATE 3: Antep pronotum with narrow or broad brown scales

1. Antep pronotum with narrow brown scales
2. Mid- and/or hindfemora with pale spots

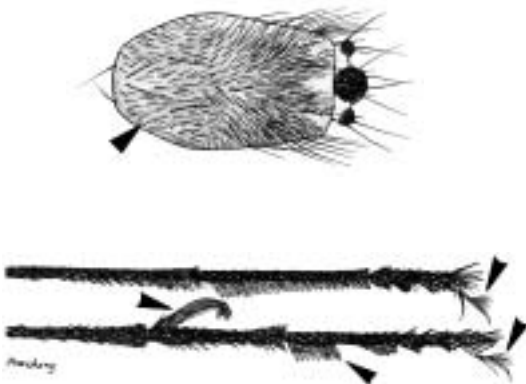


1. Antep pronotum with broad flat brown scales
2. All femora with pale spots



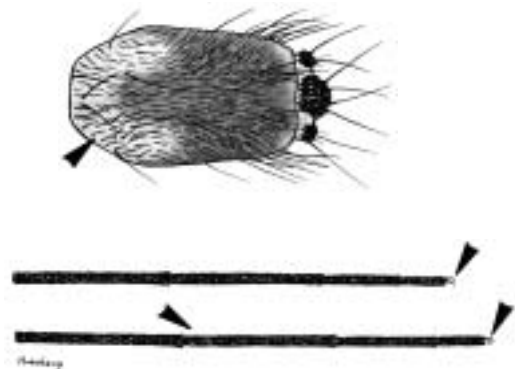
Trp. (Trp.) aeneus

1. Scutum yellowish brown with narrow blackish scales
2. Fore- and midungues modified^a
3. Midtarsomeres 2-5 with short and long erect scales^a



Trp. (Trp.) tarsalis (in part)

1. Scutum variable, sometimes with narrow pale border or wide U-shaped anterior and lateral pale border to paratergite
2. Fore- and midungues not modified
3. Midtarsomeres 2-5 without erect scales



Trp. (Trp.) caeruleocephalus,
Trp. (Trp.) denticulatus, *Trp. (Trp.) indicus*,
Trp. (Trp.) powelli, *Trp. (Trp.) proximus*,
and *Trp. (Trp.) tarsalis* (in part)

^a Male only.